

**YOU are “THE PARTICIPANT “ Note: You do NOT need to have an account, nor do you need to ‘Sign in’**

**The view on a Tablet or Smartphone may be different**

You will receive an Email from the “Host” (President of JCC)

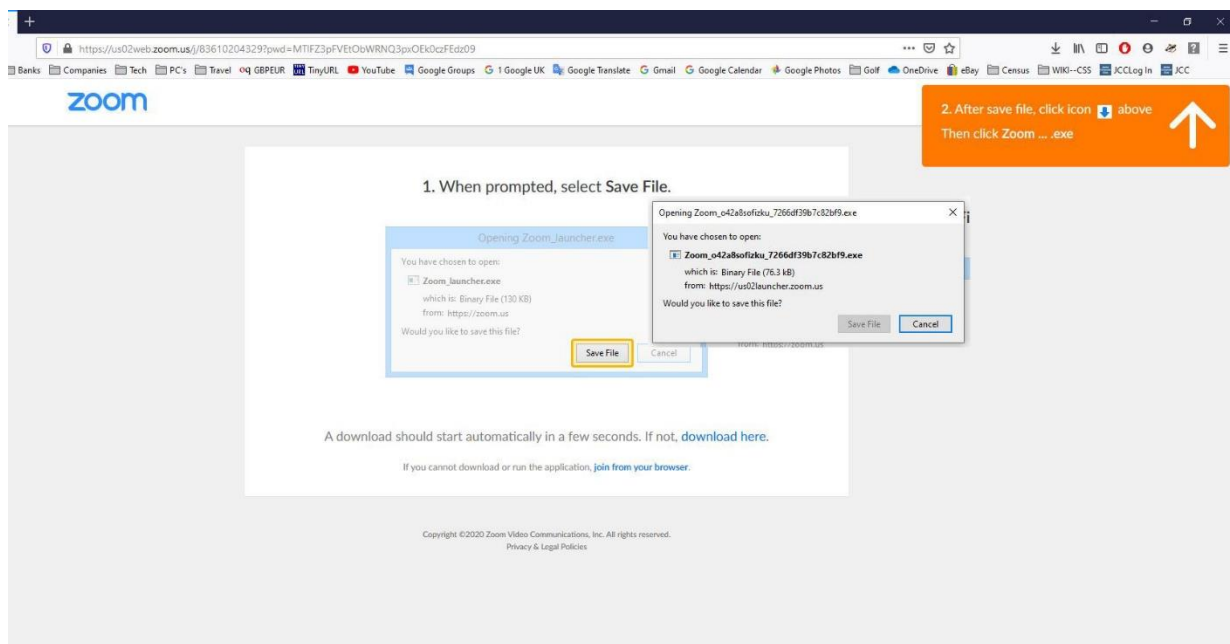
Join Zoom Meeting (This is a typical example of the link you will receive)  
<https://us02web.zoom.us/j/82057668733?pwd=RnhkaGJhRGFpeXhHWIFFZ1BDaVR2QT09>

Meeting ID: 820 5766 8733  
Password: 357477

Click the link.

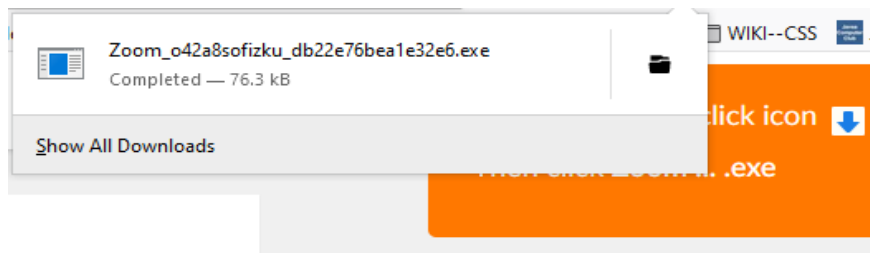
Click “Save File” .....(Norton says ‘Zoom is safe)

.....



Orange box, top right.... above the box is a BLUE ARROW .....Click the arrow to see the downloaded file.

.....



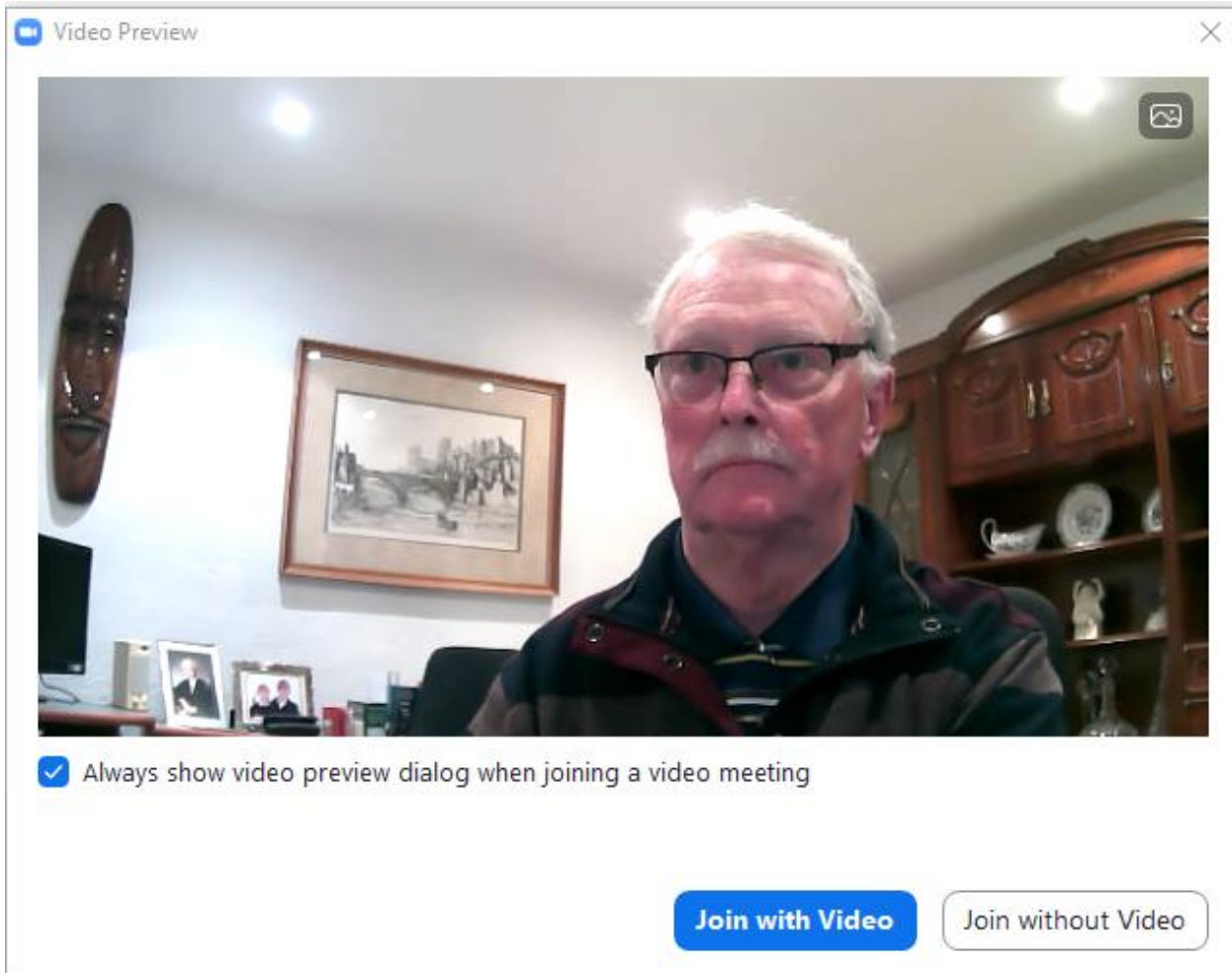
.....

Small window appears when download complete: Click the file shown “Zoom?????????????.exe”

An image flashes briefly on the screen “Your Meeting will start soon”

**BINGO. You are in the Meeting.**

New screen shows the Meeting in progress.



.....

Click "Join with video"

New window "Please wait, the meeting host will let you in soon"

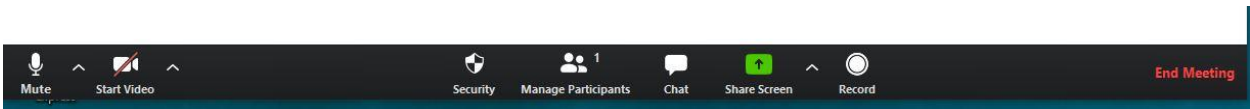
When you are admitted, click on.....



.....

IMPORTANT: Below is an image of the ZOOM taskbar. It may be the TOP or BOTTOM of the Zoom window. If you can't see it, move your mouse to the top or bottom and it should appear.

.....



It's important to click the icon second from the left if it says "Start Video"